



GoRad[®] Radar Detector

Detection Range adjustable | Direction | Status Indicator | Detect Human & Car | Waterproof

Overview

In a traditional solution, loop and Infrared detectors are commonly used to detect vehicles and pedestrians in the parking lot. However, there are many severe problems in the actual operation of these two solutions, and the following is a summary of the generalized issues.

Problems with the use of loop detectors

- High cost during installation to cut and recover the pavement.
- High maintenance costs as the ground coil needs to replace approximately every 3-5 years.
- Equipment damage cannot be immediately known.
- Can sense small cars only. It cannot simultaneously detect high chassis cars (such as trucks and buses), motorcycles, bicycles, and pedestrians.
- Many scenarios are unsuitable for installing loop detectors, where heavy-current cables and water and gas pipelines are beneath the pavement.

Problems with the use of Infrared detector

- Infrared detectors must install in pairs at both entrance sides.
- It has poor adaptability and is susceptible to interference, such as dash and falling leaves.

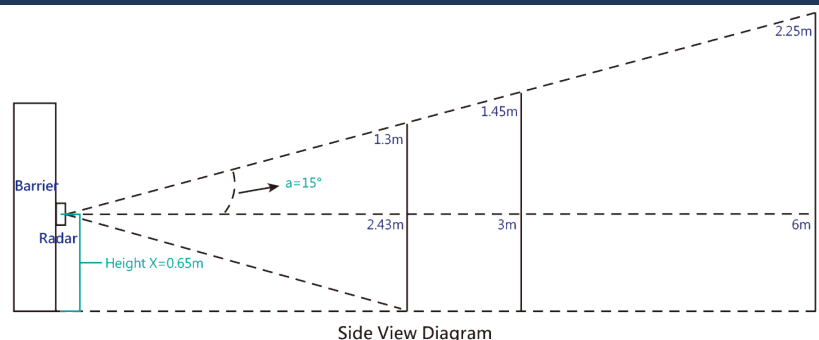
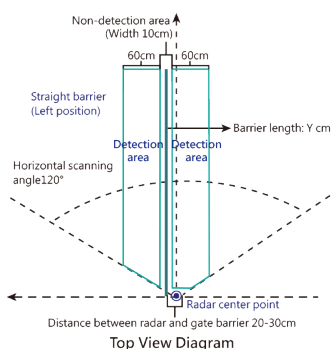
GoRad-79G radar detector completely solves the pain points of the above two solutions.

GoRad-79G radar detector uses the Adaptive Cruise Control (ACC) system. It can accurately detect cars, motorcycles, bicycles, and pedestrians and protect them from the impact of the barrier gate. In addition to accurate detection, it supports waterproofing, wide operation temperature, weather resistance, easy installation, maintenance, etc., and other impressive performance.

Key Features

- Intuitively viewing the operational status easy to use.
- GoRad radar detector based on the vehicle's Adaptive Cruise Control (ACC), not affected by the weather and electromagnetic wave.
- Not limited by installation location, no need to cut and recover the pavement, and easier to construct and maintain.
- Adjustable detected distance (0.5-6m) and width (± 1.5 m), suitable for most parking lot filed.
- Direction detection can be adjusted to suit entry and exit judgment.
- Accurately detect cars and pedestrians to protect them from the strike of the barrier gate.
- More than five years used lifetime has a longer life span than a loop detector.

Detection Range Diagram



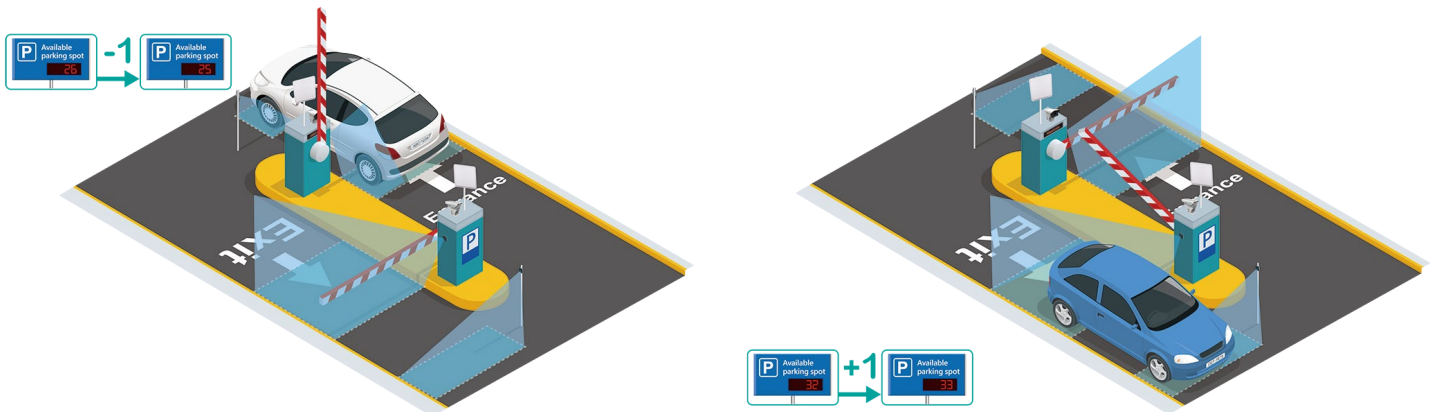
Specification

Operation frequency	79-81GHz
Detection	<0.5s
Waterproof	IP66
Output mode	Normally Open x1
Detection distance	Lane width (1~6 meters), left and right length ($\pm 0.3\sim 1.5$ meters), and detection distance can be adjusted through the App.
Communication port	RS-485 Bluetooth
Indicator	Red: Power Green: Object detected

Housing	ABS
Power	DC12-24V ; <2.5W
Heat dissipation	Natural convection heat conduction
Operation environment	-30°C ~65°C Humidity 10%~95% (Non-condensing)
Dimensions Weight	108x 74x 17mm 0.3 Kg
Certification	CE / FCC /RoSH

ParkCount® Automatic Counting Parking Spaces system

① Install license plate cameras at the exits and entrances of the gates to control the entry and exit of vehicles.




- ② Install an Anti-fall radar detector on the gate barrier's side to protect pedestrians and vehicles.
- ③ Install a direction radar detector behind the gate barrier in the lane.
- ④ Accurately count the number of vehicles entering and leaving the parking lot according to the license plate recognition and radar detection results.

Accessories

The NetCom I/O controller series combined a variety of DI/DO/AI outputs and inputs. The module collects the GoRad-79G Radar detector's trigger signal and transmits it to the parking management server via LAN/4G/Wi-Fi. While also can trigger an alarm flasher for alarm notification if necessary.



NetCom I/O Controller



Buzzer Flash Light



Lane Traffic Lights

Order Information

GoRad-79G-P: Anti-fall radar detector

GoRad-79G-T: Trigger radar detector

ALF-xxxyy: Lane Traffic Lights
xxx=input voltage; yy=DC or AC power
Example: ALF-110AC; AC110V power input

RGL-xxxVyy: Buzzer Flash Light
RGL-xxxVyy;xxx=Input voltage, yy=DC or AC power
Example: RGL-24VDC; Red and green lights, DC24V power input

NC-xxyyLAN: NetCom I/O Controller
xx=DI number; yy=DO number
Example: NC-1208LAN, 12-ch DI, 8-ch DO, LAN interface



Tel: 886-3-5103001
Fax: 886-3-5103002
Email: support@i-view.com.tw
Website: www.i-view.com.tw

