



DisPark® Parking Space Guidance Display

3-Way Indicator | Indoor & Outdoor | 3-Colors | User Define | 1.5 Km Distance | ECO

DisPark® LED Display series brings you a new powerful way to display parking-related information. Designed to be versatile in application, the display made up of 64mmx32mm unit panels is a scalable full-matrix display. Through a combination of Symbols, Arrows, Alphabets, and Digits available in the library, a parking user can display his information with ease.

Using i-View's ParkHelper® Server applications, you can easily configure the layout of elements- dynamic and static, brightness, color, scrolling, and many other features. The signs can be easily adapted with any Parking lots application. Designed to be used indoors as well as outdoors, this display comes with an IP65 rated enclosure and bright SMD LED lights making it suitable for all indoor/outdoor applications.

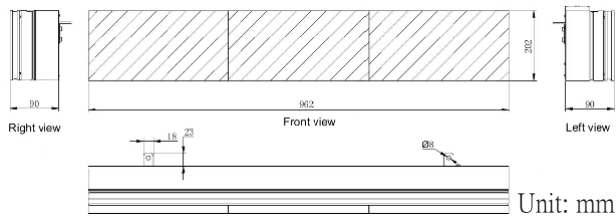
Features

- Aluminum frame and organic glass panel designed to reduce the color decay of LED.
- The green LED indication and red Alphabets are clear and distinguishable, especially in the underground parking lot.
- Passed the static electricity, lightning, and surge reliability tests.
- The lamp luminous intensity up to 1600 mcd and the visual range is longer than 50m.
- Directions display defines by the user, satisfy the various crossroads applications.
- Changeable display messages suit for multi-purposes application.

Specification

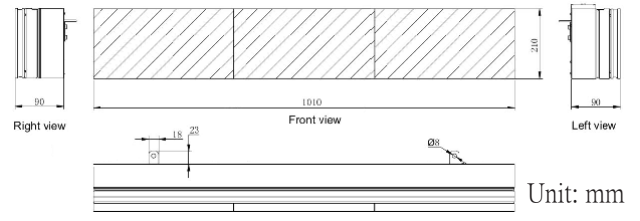
Item\Model	PSD-310	PSD-210	PSD-110
Display	Tri-Direction	Dual-Direction	Single-Direction
LED Color	Green/Red/Yellow		
LED Type	Indoor Type: P4.75 SMT Green/Red/Yellow tri-colors LED Outdoor Type: P10 SMT Green/Red/Yellow tri-colors LED		
Protocol	RS-485 Simplex		
Distance	Communication distance up to 1.5Km		
ID Number	255, Changable via software		
Text Display	Indoor Type: 3 Arrows & 6 Digits or 48 Alphabets. Outdoor Type: 12 Alphabets.	Indoor Type: 2 Arrows & 2 Digits or 32 Alphabets. Outdoor Type: 8 Alphabets.	Indoor Type: 1 Arrows & 1 Digits or 16 Alphabets. Outdoor Type: 4 Alphabets.
LED Density	10000 Pixels/M ²		
Brightness	1600 CB/M ²		
Power Draw	Indoor Type: Maximum 20W (DC5V/4A) Outdoor Type: Maximum 37W (DC5V/8A)	Indoor Type: Maximum 13W (DC5V/2.6A) Outdoor Type: Maximum 25W (DC5V/5A)	Indoor Type: Maximum 7.5 W (DC5V/1.5A) Outdoor Type: Maximum 13W (DC5V/3A)
Operation	Temperature -20° to +50° C (-4° to 122° F) ; Humidity 20%~80% (non-condensing)		
Power Input	AC100V~ 240V/50~60Hz		
Size/ Weight	PSD-310D: 962x 202 x 90 mm/ 2.8 Kg PSD-310K: 1010x 210 x 90 mm/ 3.2 Kg	PSD-210D: 660x 202 x 90 mm/ 2.1 Kg PSD-210K: 690x 210 x 90 mm/ 2.3 Kg	PSD-110D: 355x 202 x 90 mm/ 1.1 Kg PSD-110K: 370x 210 x 90 mm/ 1.2 Kg
Housing	Aluminum frame with Transparent plate; Environmental Sealing IP 54		
Mount	L-brackets bolted to the back of housing x2 (PSD-110) x3 (PSD-210) x4 (PSD-310)		
Accessories	PSD-100H: Outdoor housing for PSD-110D PSD-150P: 1.5 meters height pole for the PSD-100H chassis fixing		
Certification	CE, RCC, RoSH		

Indoor Types

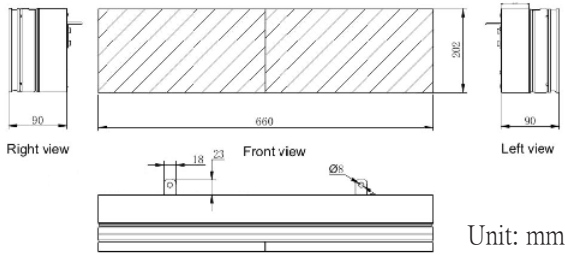


PSD-310D

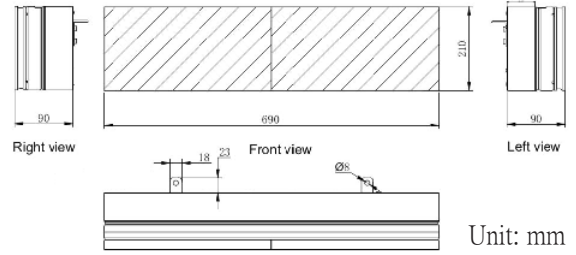
Outdoor Types



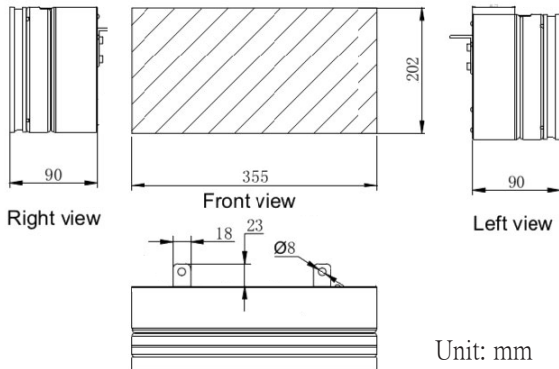
PSD-310K



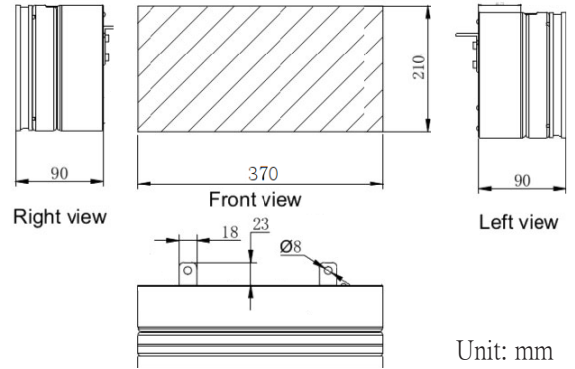
PSD-210D



PSD-210K



PSD-110D

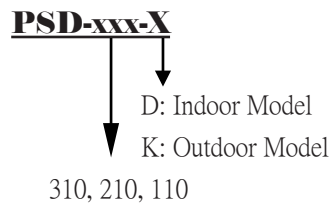


PSD-110K

Related Products



Order Information



i-View Communication Inc.
Tel: 886-3-5103001 Fax: 886-3-5103002
Email: support@i-view.com.tw
Website: www.i-view.com.tw